



Cereal



cakes

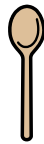
-



- kitchen Equipment



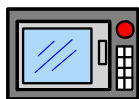
- Mixing bowl



- Wooden spoon



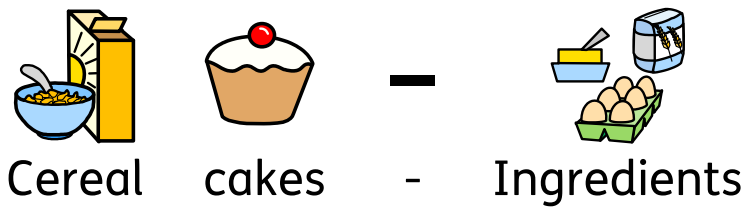
- Cake cases





- Microwave







- Tablespoon



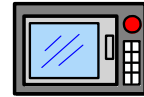
- **100**  of  chocolate

- **60**  grams of  butter

- **3**  tablespoons of  golden syrup


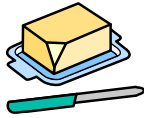
- **90**  grams of  crispy rice cereal

1



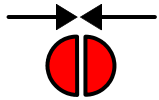
1. Melt the chocolate in the microwave

2



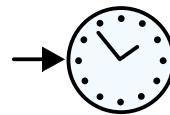
2. Add the butter in a large bowl

3




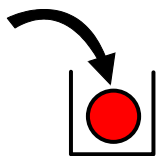
3. Blend together with golden syrup

4




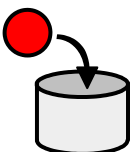
4. Stir in the cereal until mixed

5



5. Spoon into cake cases

6



6. put in the fridge to cool